




IMPULSE PLAMAX



PL LINE (PLAMAX) DUAL MOTION



- The PL line consists of 8 dual-functional strength machines which don't require a lot of space.
- Dual functional designs offer the most popular exercises delivered in an 8-model package.
- This line is the perfect choice for light commercial applications where floor space is limited.
- TUBING: RT40x80x2.5, USA LOOS Cable
- WEIGHT STACK 1: 77 Kg / 170 Lbs
WEIGHT STACK 2: 113 Kg / 250 Lbs
- PAD COLOR:
 - Black 
 - Gray 
 - Brown 



PL9002
LAT PULLDOWN / SEATED ROW

PRODUCT DIMENSION (LxWxH)	1764x1019x2182 (mm) 69.4x40.1x85.9 (in)
PRODUCT WEIGHT	95 Kg / 209 Lbs
40"	136 Sets

PL9010
LEG PRESS / CALF RAISE

PRODUCT DIMENSION (LxWxH)	1938x1148x1520 (mm) 76.3x45.2x59.8 (in)
PRODUCT WEIGHT	108 Kg / 238 Lbs
40"	88 Sets



PL9016
OUTER / INNER THIGH

PRODUCT DIMENSION (LxWxH)	1609x722x1515 (mm) 63.3x28.4x59.6 (in)
PRODUCT WEIGHT	99 Kg / 218 Lbs
40"	130 Sets



PL9019
LEG EXTENSION / LEG CURL

PRODUCT DIMENSION (LxWxH)	1465x1245x1520 (mm) 57.7x49x59.8 (in)
PRODUCT WEIGHT	117 Kg / 258 Lbs
40"	75 Sets





PL9021
MULTI PRESS

PRODUCT DIMENSION (LxWxH)	1924x1325x1518 (mm) 75.7x52.2x59.8 (in)
PRODUCT WEIGHT	114 Kg / 251 Lbs
40'	120 Sets



PL9022
REAR DELTOID / PECTORAL FLY

PRODUCT DIMENSION (LxWxH)	1362x1219x2061 (mm) 53.6x48.0x81.1 (in)
PRODUCT WEIGHT	119 Kg / 262 Lbs
40'	124 Sets



PL9023
BICEPS / TRICEPS

PRODUCT DIMENSION (LxWxH)	1207x1164x1513 (mm) 47.5x45.8x59.6 (in)
PRODUCT WEIGHT	99 Kg / 218 Lbs
40'	115 Sets

PL9024
AB / LOW BACK

PRODUCT DIMENSION (LxWxH)	1044x1094x1520 (mm) 41.1x43.1x59.8 (in)
PRODUCT WEIGHT	104 Kg / 229 Lbs
40'	135 Sets

